



北奕机械
BeiYi Machinery

机械式粉碎机
MECHANICAL PULVERIZER

使用说明书
Operation Instruction



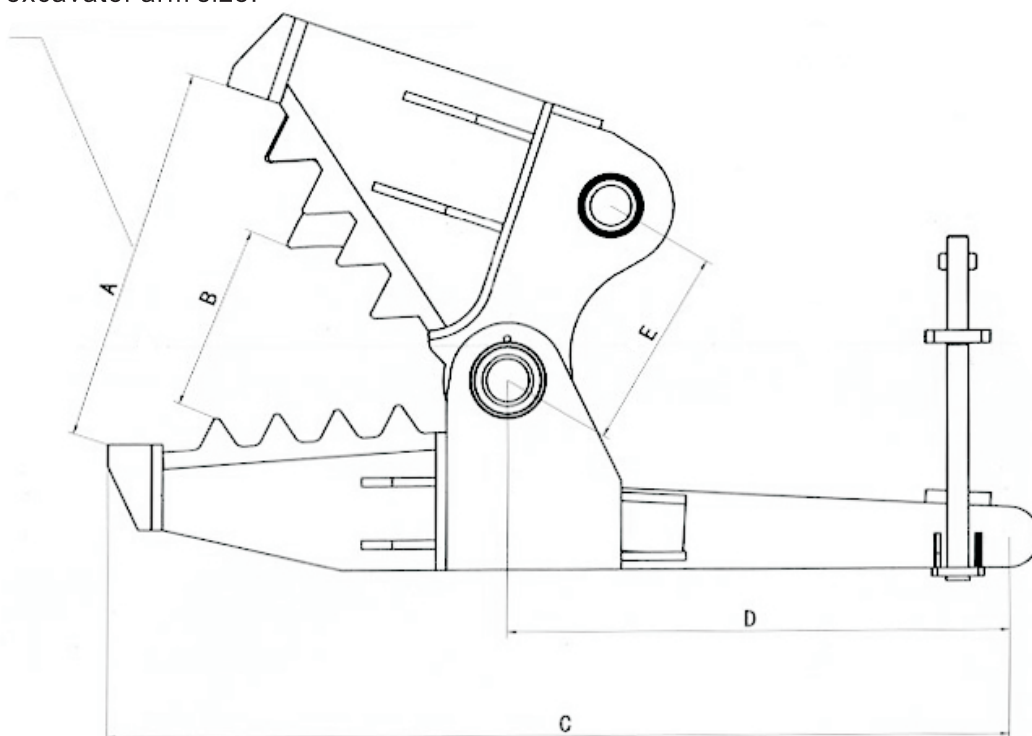
1. 规格及适用设备/Specification&Suitable Equipment.....	1
2. 操作守则/Operation.....	2
3. 操作警告/Caution.....	5
4. 安装说明/Installation.....	6
5. 维护与保养/Repair And Maintenance Attention	9



适用挖机 / Suitable excavator

型号Model	适配挖机 Suitable excavator	A	B	C	D	E
BY200/300	20T	874	431	2079	1157	470


开口参考尺寸，具体根据挖掘机连接件来决定最终尺寸：
This is the opening width, the final detailed opening width will be confirmed according to your excavator arm size.





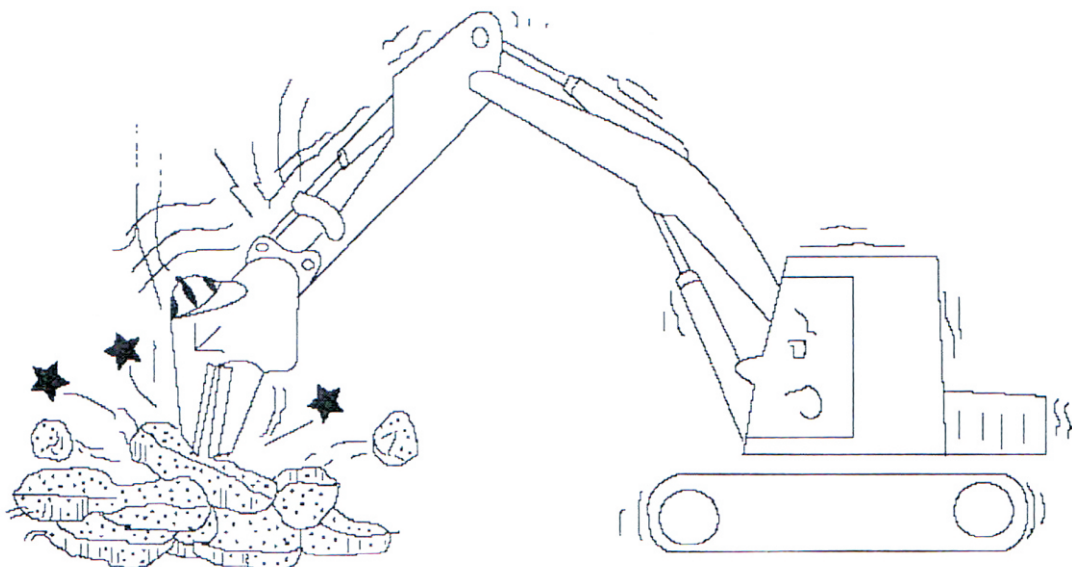
1) 当油缸的抽杆到它的极限时，不能操作特殊设备。如果一个大力作用在全部延伸在外面的抽杆时，挖掘机的部件可能受到损害，弯曲，开裂。

1) Do not operate the BYM Attachments when the excavator cylinder rods are extended to their ends of stroke. If a large force is exerted to the fully extended cylinder, the excavator links and other parts may be damaged, bent or cracked.




2) 不要使用北奕附属装置来做撬具，锤击或推移目标物。否则，装备会受到损害。

2) Do not use BYM Attachments to pry, blow or pound objects. Otherwise, the shear and the excavator may be damaged.




3) 当挖机行走的时候不要让特殊装备接触地面，否则过大的力应用在臂和销轴上会引起损害问题。

3) Do not press the BYM attachments against the ground when the excavator turns around. Otherwise ,excessive force is applied to the arm and pins,causing damage and problems.




4) 请将挖掘机放在一个平坦的区域以便能平稳的站在那里。如果挖掘机倾斜，挖掘机的臂经受很大的力，这个臂可能会损害或开裂。

4) Place the hydraulic excavator on a flat area where it can stand stably and firmly. If the excavator is inclined, the excavator arm is subjected to excessive force and the arm may be cracked or twisted.






- 5) 不要使用特殊装置来挖平地，否则挖掘机经受额外的大力可能会损害。
5) Do not use the BYM Attachments to flatten out rough ground. Otherwise, the excavator is subjected force and may be damaged.



- 6) 不要用刀具的抽杆来推动混凝土块。
6) Do not bite concrete lumps with the reinforced rod cutter.



- 7) 当我们的装置抓住目标物的时候不要摆动或悬转。对于一些挖掘机臂的末端可能打开并释放目标物。这是很危险的。
7) Do not run or swing the excavator while the BYM Attachments holds an object.
8) 当挖掘机移动附属装置时，确保打开臂的末端。这样保护活塞杆免受伤害。
8) When the excavator travels with the BYM Attachments, be sure to open the ends of the arms. This protects the piston rod against damage.
9) 当离开挖掘机时把附属装置放在地上并停止引擎。
9) When leaving the excavator, put the BYM Attachments on the ground and stop the engine.

- 关闭驾驶室前面的网屏或碎片保护器来防止碎石伤害到司机。
 - 如果噪音超过90分贝（A），每个在周围的人包括司机都必须带上口罩及护耳器。
 - 我们的附属装置应该来自司机的操作，直到挖掘机和装置放好位置才能操作。
 - 如果进入危险地带请立即停止使用附属装置因为操作附属装置遇到飞石的风险远大于挖掘机。当使用北奕附属装置驾驶时驾驶员要遵守制造商的安全守则。
 - 只是用组装完全的附属装载确认所有的调节都是好的。
 - 喝酒或服用药物的条件下都不能操作设备。
 - 当从搬运设备上查下来做保养和维修时，确保将其放平稳，尽可能放低位置。
-
- Close the front screen or splinter protection on the drivers cab to prevent possible injury from flying rock splinters during operation.
 - If noise levels exceed 90dB(A), every person in the surrounding area, including the excavator driver must wear ear protector, and breathing protection.
 - The hydraulic BYM attachments should be operated from the driver's seat and should not be put into operation until both the excavator and attachments are in the right position.
 - Stop the hydraulic BYM attachments immediately if one goes into the dangerous areas, which is much larger for attachments operation than for excavator operation due to risk of flying rock .
 - When working with a hydraulic BYM attachments , operation of the excavators is governed by the excavator manufacturer's safety regulations.
 - Make sure all the adjustments are properly made, and use only the completely assembled.




操作之前的准备工作 / Preparation before operation

在使用之前，加注黄油在轴套和销轴之间，黄油一天注入多于多于两次。

Be sure to apply grease to pins and bushing before use. Greasing is needed more than two times a day.



1. 将挖掘机的活塞杆缩回，以免生锈或损伤。
1. Retract the excavator piston rod to protect it against rust and damage.
2. 拆下挖斗的销轴并将机械式粉碎钳来替代挖斗。
2. Remove the two bucket pins from the excavator and replace the bucket with the mechanical pulverizer.
3. 将机械式粉碎钳的穿销孔与挖掘机的穿销孔对应，使其吻合，进而插入穿销，固定好，不使其随意摆动。
3. Mechanical pulverizer pin hole corresponds to the excavator pin hole to make it fit, and then insert the PIN, fixed, did not allow them to swing.



穿销孔 Pin hole

机械式粉碎钳与挖掘机的穿销孔需一一对应
Mechanical pulverizer pin hole corresponds to the excavator pin hole correctly.

4. 将机械式粉碎钳的螺杆于挖掘机的小臂相连接。
4. Connect the pins of mechanical pulverizer with the bucket cylinder of the excavator .





5. 安装完毕即可进入拆迁工地进行粉碎混凝土回收钢筋。
5. When finished installation, enter the relocation site to shatter concrete and recycling steel.



安装完毕
Finished installation

6. 请在完成了上面所有步骤后填写交付报告并发给我们。
6. After completing all the steps above, please fill in a delivery report and e-mail to us.